


Get the Royal Edge Advantage with RPI







## Re-Flex TPO HW Inside Corner

RPI RE-FLEX TPO

### DESCRIPTION

The Re-Flex TPO HW Inside Corner Patch is a nominal 60 mil non-reinforced TPO flashing membrane engineered to be part of a fully adhered or mechanically attached Re-Flex TPO installation. Inside Corner Patches are designed to be quickly installed on multiple details with no cutting or stretching.

### THE RPI ROYAL EDGE ADVANTAGE

-  Faster installation with more consistent appearance.
-  Excellent for "out of square" inside corners.
-  Available in white, gray, and tan.
-  Excellent long term performance.

### APPLICATION INSTRUCTIONS

RPI Re-Flex TPO HW Inside Corners are designed to be installed as part of a fully adhered or mechanically attached TPO installation when using heat welders. Refer to the RPI Specification Manual or Application Handbook for more complete installation details.

1. All membranes and substrates must be clean, dry, and free of dirt, dust, and oils. Before installing over existing or weathered field membrane, clean all areas to be welded with RPI Membrane Cleaner.
2. Place the Inside Corner Flashing into position and begin welding from the center towards the outside edge of the Patch.  
**IMPORTANT:** Test the welder heat setting. A lower temperature may be used when welding un-reinforced TPO membrane.
3. When welding the Inside Corner into place, use the hand rollers edge to roll any membrane "step-off" areas to ensure a complete, permanent water-tight seal.
4. After the Inside Corner membrane has cooled, probe the edges to ensure a permanent water-tight flashing seal.

Refer to the RPI TPO Specification Manual for specific installation details.

### STORAGE

Store Re-Flex TPO Inside Corners in a cool, dry, shaded area. Do not allow corners to become wet during storage.



### PRECAUTIONS

Do not allow flashings to become wet during storage. Re-Flex TPO HW flashings that are exposed to weather or moisture during storage must be cleaned with Membrane Cleaner prior to installation.

### Typical Properties and Characteristics

<b>Color</b>	<b>White, Grey, Tan</b>
<b>Material</b>	<b>Injection molded TPO</b>
<b>Thickness</b>	<b>060 mil</b>
<b>Packaging</b>	<b>12 per bag</b>

Typical properties and characteristics are based on samples tested and are not guaranteed for all samples of this product. This data and information is intended as a guide and does not reflect the specification range for any particular property of this product.

### LEED® Information

Pre-consumer Recycled Content	0%
Post-consumer Recycled Content	0%
Manufacturing Location	Bloomington IL
Solar Reflectance Index	N/A